

Cryptos: 11,785

Exchanges: 405


Market Cap: \$2,122,722,363,925

24h Vol: \$155,298,012,441

Dominance: BTC: 41.2%


Top Cryptocurrency Spot Exchanges

CoinMarketCap ranks and scores exchanges based on traffic, liquidity, trading volumes, and confidence in the legitimacy of trading volumes reported. [Read More](#)




Daily News







Sept. 9: NFTs in La Liga!






















New Feature











Pick Your Avatar!























<div><div>☆ Watchlist</div><div>Spot</div><div>Derivatives</div><div>Dex</div><div>Lending</div></div>						
Name	Exchange Score	Volume(24h)	Avg. Liquidity	Weekly Visits	# Markets	
 Hotbit 141	3.8	\$129,824,560 ▼ 8.93%	192	625,643	1568	
 Gate.io 9	7.9	\$889,659,567 ▼ 37.38%	419	2,225,432	1529	
 MEXC 103	4.2	\$515,468,206 ▼ 28.3%	360	278,695	701	
 ZT 76	4.4	\$5,780,005,261 ▼ 11.59%	213	236,102	559	
 HitBTC 59	4.8	\$6,178,389,265 ▲ 13.45%	467	285,284	1065	
 Daily News Recap 100 92	4.3	\$1,018,104,647 ▼ 26.4%	275	78,456	504	










Name	Exchange Score	Volume(24h)	Avg. Liquidity	Weekly Visits	# Markets	
ProBit Global						
 32	5.7	\$208,059,134 ▼ 2.12%	111	454,738	657	
BKEX						
 292	0.3	\$3,239,520,563 ▲ 1.42%	--	333,117	473	
KuCoin						
 5	8.3	\$2,403,326,348 ▼ 15.19%	437	1,746,860	874	
Binance						
 1	9.9	\$40,329,994,554 ▼ 22.04%	675	28,351,152	1431	
Bittrex						
 16	7.2	\$189,467,482 ▼ 27.25%	307	218,764	708	
Crex24						
 148	3.8	\$4,371,884 ▲ 17.79%	60	544,499	416	
Huobi Global						
 3	9.0	\$8,626,414,998 ▼ 32.82%	613	962,260	938	
BitMart						
 93	4.3	\$1,513,544,605 ▼ 16.43%	164	413,609	384	
 inEx						
36	4.9	\$154,636,211 ▼ 14.43%	285	1,088,709	509	

Name	Exchange Score	Volume(24h)	Avg. Liquidity	Weekly Visits	# Markets	
 Pionex 72	4.5	\$1,876,326,452 ▼ 2.19%	351	234,563	449	
 OKEx 12	7.5	\$10,600,413,279 ▼ 18.71%	536	1,151,945	644	
 YoBit 195	3.1	\$7,822,378 ▼ 64.14%	38	455,099	381	
 CoinTiger 119	4.1	\$516,537,634 ▼ 29.72%	359	61,005	359	
 AEX 97	4.2	\$541,243,024 ▼ 49.24%	328	183,056	351	
 FTX 4	8.7	\$4,394,072,659 ▼ 11.58%	523	3,866,226	509	
 CoinDCX 54	4.9	\$68,834,751 ▼ 11.05%	611	404,707	448	
 Bitglobal 35	5.6	\$335,561,471 ▼ 35.82%	75	96,441	294	
 LBank 25	6.4	\$1,538,109,366 ▼ 34.93%	225	723,691	240	
 COFEX 81	4.4	\$1,300,840,133 ▼ 19.66%	343	568,149	261	











Name	Exchange Score	Volume(24h)	Avg. Liquidity	Weekly Visits	# Markets	
 XT.COM 42	5.3	\$552,841,787 ▼ 14.41%	624	245,309	274	
 LATOKEN 99	4.2	\$755,127,011 ▼ 4.4%	280	107,361	347	
 STEX 185	3.2	\$18,869,405 ▼ 35.41%	36	16,413	296	
 Mercatox 188	3.1	\$30,759,532 ▼ 3.91%	19	36,283	389	
 Hotcoin Global 161	3.6	\$5,618,448,157 ▼ 32.21%	270	7,570	242	
 Poloniex 19	7.1	\$150,772,540 ▼ 44.86%	334	334,492	347	
 Bibox 113	4.1	\$697,063,574 ▼ 47.68%	348	71,822	302	
 CoinW 145	3.8	\$1,633,175,027 ▼ 13.53%	195	2,428	210	
 Huobi Korea 28	5.9	\$94,092,412 ▼ 13.58%	531	15,756	447	
 cendEX (Bitmax) 26	6.0	\$236,642,364 ▼ 21.59%	320	331,183	258	






Name	Exchange Score	Volume(24h)	Avg. Liquidity	Weekly Visits	# Markets	
 Jubi 117	4.1	\$502,277,510 ▼ 30.09%	209	74,287	203	
 Bithumb 8	8.0	\$1,711,404,093 ▼ 14.42%	271	563,851	254	
 Coinone 18	7.1	\$321,814,572 ▼ 26.37%	152	524,885	181	
 WazirX 30	5.8	\$170,156,944 ▼ 34.83%	155	1,534,531	323	
 VinDAX 186	3.2	\$116,651,470 ▲ 5.79%	10	50,420	315	
 BiONE 226	2.5	\$3,141,136,553 ▼ 64.35%	173	27	194	
 Bitrue 66	4.6	\$2,934,419,223 ▼ 27.14%	382	202,988	279	
 Finexbox 122	4.0	\$239,221,383 ▲ 3.08%	380	24,716	193	
 Indodax 33	5.7	\$77,395,051 ▼ 24.22%	220	2,203,877	162	
 Exchange 295	0.3	\$344,802,193 ▼ 6.32%	--	2,995	254	




Name	Exchange Score	Volume(24h)	Avg. Liquidity	Weekly Visits	# Markets	
 BigONE 50	5.0	\$677,916,908 ▼ 17.27%	184	466,242	191	
 Bitfinex 10	7.9	\$972,015,950 ▼ 53.01%	512	846,579	314	
 DigiFinex 74	4.5	\$1,831,261,837 ▼ 20.87%	329	632,781	211	
 CoinBene 98	4.2	\$744,899,018 ▼ 7.49%	296	204,007	166	
 Upbit 27	6.0	\$10,018,622,945 ▼ 14.58%	270	2,133,838	221	
 Tokocrypto 29	5.8	\$72,278,281 ▼ 6.58%	469	300,445	251	
 Bitbns 84	4.4	\$41,873,043 ▼ 26.99%	132	110,733	150	
 BitForex 110	4.1	\$626,959,972 ▼ 23.13%	217	300,723	157	
 BHEX (BlueHelix Exchange) 134	3.9	\$1,347,427,727 ▼ 26.63%	208	3,290	187	
 DragonEX 170	3.5	\$718,847,689 ▼ 2.6%	67	3,741	126	



Name	Exchange Score	Volume(24h)	Avg. Liquidity	Weekly Visits	# Markets	
 Bitcoin.com Exchange 70	4.5	\$5,883,257,021 ▲ 13.54%	485	71,966	250	
 Graviex 196	3.0	\$152,050 ▼ 6.43%	25	78,848	165	
 Crypto.com Exchange 17	7.2	\$3,649,662,046 ▼ 20.67%	426	977,594	236	
 Liquid 20	6.8	\$100,887,626 ▼ 38.91%	226	46,176	187	
 WBF Exchange 236	1.7	\$1,001,618,338 ▼ 5.71%	72	201,073	103	
 ProBit 31	5.8	\$277,181,044 ▼ 3.11%	114	202,300	143	
 Coinbase Exchange 2	9.0	\$8,296,673,988 ▼ 5.16%	573	2,901,407	299	
 Huobi Indonesia 82	4.4	\$256,596 ▲ 349.51%	585	1,617	114	
 Dcoin 112	4.1	\$915,825,565 ▼ 17.24%	225	105,835	108	




Name	Exchange Score	Volume(24h)	Avg. Liquidity	Weekly Visits	# Markets	
 Folgory 116	4.1	\$187,941,096 ▲ 2.32%	816	1,773	243	
 ZB.COM 23	6.5	\$1,434,275,431 ▼ 42.68%	281	494,602	172	
 BitZ 133	3.9	\$493,442,267 ▼ 64.01%	205	594,942	124	
 CEX.IO 55	4.9	\$107,220,907 ▼ 41.44%	447	289,379	205	
 P2PB2B 108	4.1	\$1,539,410,166 ▼ 29.69%	168	188,674	188	
 SouthXchange 206	2.9	\$41,113 ▼ 37.99%	36	11,236	146	
 Kraken 6	8.3	\$1,657,787,821 ▼ 28.05%	554	2,080,996	345	
 TOKOK 150	3.7	\$369,201,701 ▼ 4.6%	106	2,973	113	
 Flybit 218	2.6	\$18,892,911 ▼ 94.72%	19	37,255	165	
 OPAX 86	4.3	\$36,725,228 ▼ 18.58%	126	207,009	74	


Name	Exchange Score	Volume(24h)	Avg. Liquidity	Weekly Visits	# Markets	
 Cat.Ex 142	3.8	\$259,379,990 ▼ 6.63%	146	55,616	146	
 Decoin 129	3.9	\$389,885,480 ▲ 33.66%	349	14,224	95	
 TradeOgre 250	0.4	\$2,036,139 ▼ 36.23%	--	286,096	78	
 WhiteBIT 43	5.3	\$1,013,342,516 ▼ 34.32%	255	805,596	129	
Delta Exchange						
Fatbtc						
LOEx						
HOTBIT KOREA						
IndoEx						
ExMarkets						
AAX						
 Cravo Dex-Trade						


Name	Exchange Score	Volume(24h)	Avg. Liquidity	Weekly Visits	# Markets	
Giottus						
Bitget						
ZBG						
EXMO						
 Binance.US 7	8.2	\$2,199,148,976 ▲ 12.38%	376	666,807	117	
Bitay						
BW.com						
EXX						
WOO Network						
Zipmex						
NovaDAX						
BitBay						
 Korbit 24	6.4	\$46,904,509 ▼ 33.77%	141	42,284	51	
 Paribu						



Name	Exchange Score	Volume(24h)	Avg. Liquidity	Weekly Visits	# Markets	
Coinsbit						
Mexo Exchange						
 Gemini 14	7.3	\$288,771,597 ▼ 35.31%	294	313,598	73	
Dsdaq						
OceanEx						
BitWell						
LocalTrade						
NiceHash						
Omgfin						
Emirex						
Coinsuper						
Exrates						
Bitkub						
 Alpha						


Name	Exchange Score	Volume(24h)	Avg. Liquidity	Weekly Visits	# Markets	
LiteBit.eu						
VALR						
BiKi						
TOKENCAN						
Binance						
JEX						
ZG.com						
FreiExchange						
BankCEX						
ZebPay						
Changelly PRO						
Bvnex						
Phemex						
Azbit						
 erdice						
KickEX						


Name	Exchange Score	Volume(24h)	Avg. Liquidity	Weekly Visits	# Markets	
Bidesk						
Venus						
Bingbon						
Satang Pro						
StakeCube						
TOPBTC						
<div><div><div>B</div></div><div>13</div></div> Bitstamp	7.5	\$465,829,938 ▼ 41.85%	307	503,653	102	
GokuMarket						
Bitribe						
Dove Wallet						
BtcTurk Pro						
Biconomy						
<div><div><div>ABCC</div></div><div>Daily News Recap</div></div> Inlist Pro						


Name	Exchange Score	Volume(24h)	Avg. Liquidity	Weekly Visits	# Markets	
FOBLGATE						
Chiliz						
HCoin						
StormGain						
Rekeningku.com						
CoinJar						
Balancer(v2)						
CROSS exchange						
BitUBU						
LCX Exchange						
C-Patex						
Okcoin						
CoinZoom						
 talexchange.id						
SafeTrade						



Name	Exchange Score	Volume(24h)	Avg. Liquidity	Weekly Visits	# Markets	
Altcoin Trader						
eToroX						
Currency.com						
CoinField						
Txbit						
Deepcoin						
Paraswap						
Bitci						
GDAC						
CoinMetro						
bit4you						
Nominex						
Kuna						
 Independent Reserve						



Name	Exchange Score	Volume(24h)	Avg. Liquidity	Weekly Visits	# Markets	
BitTurk						
Coinbit						
BITEXLIVE						
Coineal						
Lykke Exchange						
BitMEX						
Koinbazar						
<div> FTX US 11</div>	7.7	\$648,326,556 ▼ 10.48%	418	336,882	46	
Blockchain.com						
Bitcoiva						
IDCM						
Hanbitco						
Bitpanda Pro						
<div> Coindeal</div>						


Name	Exchange Score	Volume(24h)	Avg. Liquidity	Weekly Visits	# Markets	
Tokenomy						
Tidex						
BITEXBOOK						
CoinFLEX						
ATAIX						
qTrade						
Compound						
Bittylicious						
Strike Finance						
YunEx						
ViperSwap						
Bitexen						
B2BX						
 Daily News Recap						
Bgogo						





Name	Exchange Score	Volume(24h)	Avg. Liquidity	Weekly Visits	# Markets	
ACE						
Felixo						
Tokenize Xchange						
Aave						
Resfinex						
BTC Markets						
PayBito						
BITStorage						
VELIC						
MAX Exchange						
TimeX						
BitoPro						
Cryptology						
 hadMarket						
CBX						









Name	Exchange Score	Volume(24h)	Avg. Liquidity	Weekly Visits	# Markets	
BQT						
Luno						
Bitso						
Aryana						
The Rock Trading						
BTC Trade UA						
KULAP						
Beaxy						
COSS						
CoinCasso						
Exnomy						
Mercado Bitcoin						
COREDAX						
 ten						







Name	Exchange Score	Volume(24h)	Avg. Liquidity	Weekly Visits	# Markets	
<div><div>Bybit</div><div>21</div></div> <div>6.7</div> <div>\$31,470,859</div> <div>▼ 35.8%</div> <div>449</div> <div>1,992,194</div> <div>22</div>						
Narkasa						
Triv Pro						
APROBIT						
Coinzo						
Virtuse Exchange						
EXIR						
Coinut						
Artis Turba						
CoinFalcon						
RuDEX						
Bitbuy						
<div><div><div>Zaif</div><div>4</div></div><div>5.7</div><div>\$5,990,230</div><div>▼ 59.27%</div><div>80</div><div>698,410</div><div>15</div></div>						
Bitbank						

Name	Exchange Score	Volume(24h)	Avg. Liquidity	Weekly Visits	# Markets	
EQONEX						
Bitvast						
Capital DEX						
 bitFlyer 15	7.2	\$247,138,212 ▼ 37%	240	803,496	10	
Paritex						
Cryptonex						
CrossTower						
Polyx						
CoinMate						
Crypterum						
Ecxx						
Prizmbit						
Bleutrade						
 coinTrade						

Name	Exchange Score	Volume(24h)	Avg. Liquidity	Weekly Visits	# Markets	
Kwikswap						
Tidebit						
Bitfront						
ChainX						
CryptoMarket						
Koinim						
Buda						
Ripio						
Serenity						
itBit						
SecondBTC						
BTC-exchange						
Bithumb Singapore						
 Swap						
ACDX						

Name	Exchange Score	Volume(24h)	Avg. Liquidity	Weekly Visits	# Markets	
RippleFox						
Xcalibra						
Gatehub						
Bits Blockchain						
Globitex						
BitClude						
CRXzone						
Ubeswap						
KuSwap						
 Coinfloor 106	4.1	\$974,435 ▲ 35.75%	47	6,844	2	
 SINEGY Marketplace 232	2.2	\$95,917 ▲ 7.38%	2	1,037	2	
 Deribit 244	0.6	- ▼ 47.04%	--	203,105	4	
 CoinCorner 267	0.4	\$154,253 ▼ 21.19%	--	5,617	2	

Name	Exchange Score	Volume(24h)	Avg. Liquidity	Weekly Visits	# Markets	
Bithesap						
BaseFEX						
Put on your metamask!!!						
 Coincheck 22	6.5	\$146,252,087 ▼ 30.12%	50	944,212	1	
 BTCBOX 151	3.7	\$48,282,668 ▲ 46.43%	14	5,263	1	
 Paymium 204	2.9	\$154,892 ▼ 54.94%	15	4,800	1	
 Coingi 222	2.5	\$20,327 ▲ 28.32%	8	234	1	
 Namebase 227	2.4	\$19,574 ▲ 234.75%	3	20,434	1	
 OTCBTC 237	1.6	\$3,238 ▲ 71.47%	1	797	1	
 Bitex.la 242	0.7	-	18	2,909	1	
 Bitazza 266	0.4	- ▼ 0.08%	--	30,300	1	

Name	Exchange Score	Volume(24h)	Avg. Liquidity	Weekly Visits	# Markets	
 Bitonic 269	0.4	\$1,124,428 ▼ 37.94%	--	45,182	1	
 Bit.com 272	0.4	- ▼ 29%	--	8,480	2	
 Heat Wallet 300	0.3	\$0 ▼ 68.51%	--	769	1	
 ISX 301	0.3	\$201 ▼ 36.28%	2	--	1	
 Apollox 305	--	- ▲ 4.49%	--	224	1	
 Unocoin 302	--	-	--	8,762	0	

Showing 1 - 305 out of 305

Find out how we work by clicking here. [Read More](#)



Be the first to know about **crypto news every day**

Get crypto analysis, news and updates right to your inbox! Sign up here so you don't miss a single newsletter.

Subscribe now

Products

[Blockchain Explorer](#)

[Crypto API](#)

[Crypto Indices](#)

[Interest](#)

[Jobs Board](#)

[Sitemap](#)

Support

[Request Form](#)



[Get Support](#)

[Glossary](#)

Company

[About us](#)

[Terms of use](#)

[Privacy Policy](#)

[Disclaimer](#)

[Methodology](#)

[Careers](#) [We're hiring!](#)

Socials

[Facebook](#)

[Twitter](#)

[Telegram](#)

[Instagram](#)

Interactive Chat

© 2021 CoinMarketCap. All rights reserved

